


Way Beyond the Phonics Dance (Volume 1 - Revision 2)

Seasonal Language Arts, Social Studies
and Math Lessons

(Constitution Day, Columbus Day, Halloween,
Thanksgiving, Christmas, Happy New Year! Winter and
the 100th Day of School)



Ginny A. Dowd

Table of Contents



Chants across the Curriculum: Pages 6 – 9



Constitution Day Pages 11 - 31

What does it mean? Pages 12 - 13

Creative Writing Pages 14 - 19

Language Arts Pages 20 - 26

Mapping Pages 27

Math Pages 28 - 31



Columbus Day Pages 32 – 54

Poem Pages 33

Mapping Pages 34 - 36

Creative Writing Pages 37 - 40

Language Arts Pages 41 - 46

Math Pages 47 - 54



Halloween Pages 55 – 126

Creative Writing Pages 57 – 73

Language Arts Pages 74 – 103

Social Studies Pages 104 – 107

Math Pages 108 – 126

Table of Contents Continued



Thanksgiving	Pages 127 – 217
Creative Writing	Pages 131 – 143
Language Arts	Pages 129 – 130, 145 – 162
Social Studies	Pages 163 – 200
Math	Pages 201 – 217



Christmas	Pages 218 – 304
Creative Writing	Pages 220 – 236
Language Arts	Pages 237 – 270
Social Studies	Pages 271 – 282
Math	Pages 283 – 304



Winter	Pages 305 – 396
Creative Writing	Pages 307 – 326
Language Arts	Pages 327 – 346, 350 – 366
Social Studies	Pages 347 – 349, 367 – 372
Math	Pages 373 – 396



Happy New Year!	Pages 397 – 410
Creative Writing	Pages 398 – 401
Language Arts	Pages 402 – 407
Math	Pages 408 – 410



100 th Day of School	Pages 411 – 430
Creative Writing	Pages 412 – 416
Language Arts	Pages 417 – 424
Math	Pages 425 – 430

Name _____

Go West Columbus!




In August of 1492, Columbus sailed
the ocean blue.

Columbus used his imagination.
Going west to China was his destination.


Three boats set sail across the ocean.
The sailors were not happy.
They caused quite a commotion.

Finally in October they saw land!
But it was the Bahamas. It wasn't Japan!


A piece of land got in his way!
We know it as North America today!















The Nina



The Pinta

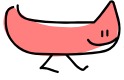


The Santa Maria

<p>Chris sailed the sea in three rocket ships named Jill, Bill and Will.</p> 	<p>Chris sailed the sea on three ships named the Nina, the Pinta and the Santa Maria.</p> 
<p>Christopher Columbus was a famous explorer in the 1400's.</p> 	<p>Christopher Columbus was a famous singing cow.</p> 
<p>Chris was an explorer who wanted to find a fast way to the Indies by going west.</p> 	<p>Chris was an explorer who wanted to find a fast way to the ice cream store.</p> 
<p>Chris asked my cat for money and ships to make the trip to the Indies.</p> 	<p>Chris asked many kings for money and ships to make the trip to the Indies.</p> 
<p>The king and queen of Spain gave Chris three cupcakes.</p> 	<p>The king and queen of Spain gave Chris money and ships for his journey.</p> 
<p>Chris did not make it to China. He landed in the Bahamas.</p> 	<p>Chris did not make it to China. He landed on the moon.</p> 

Name _____

Christopher Columbus Division



Draw 8 brown canoes. Divide them into groups of 2.

$$8 \div 2 = \underline{\quad}$$



Draw 10 blue clouds. Divide them into groups of 2.

$$10 \div 2 = \underline{\quad}$$



Draw 2 yellow stars. Divide them into groups of 2.

$$2 \div 2 = \underline{\quad}$$

Name _____

Christopher Columbus Division with Remainders!



Draw 5 brown canoes. Divide them into groups of 2.

$$5 \div 2 = \underline{\quad} \text{ remainder } \underline{\quad}$$



Draw 9 blue clouds. Divide them into groups of 2.

$$9 \div 2 = \underline{\quad} \text{ remainder } \underline{\quad}$$



Draw 7 red stars. Divide them into groups of 2.

$$7 \div 2 = \underline{\quad} \text{ remainder } \underline{\quad}$$

Halloween



* 🌙 Halloween Word List: Page 57



Creative Writing: Pages 58 – 73



* 🌙 My Halloween Dictionary

* 🌙 The Bad Luck Black Cat

* 🌙 Teach Me, Little Ghost!

* 🌙 Ahhh! Halloween creature, what are you doing?

* 🌙 The Haunted House – a sequence story



Language Arts Lessons: Pages 74 – 103



* 🌙 Pumpkin Pumpkin by Jen Titherington – sequencing

* 🌙 Sentence Scramble

* 🌙 Halloween Alphabetical Order

* 🌙 Trick or Treat Night Sequencing

* 🌙 Spooky Cause and Effect

* 🌙 Don't be scared! You are only following written directions!

I'm not trying to scare you, but it's time to write a Halloween Dictionary! Choose the category for each word and start your definition with the words below.



A person who _____.



A place where _____.



A thing that _____.



An animal that _____.



A time when _____.



Black Bat:



Candy:



Costume:




Ghost:





Name _____



Oh, no! This is scary! My Halloween Dictionary
isn't in a, b, c order! Help!



 jack-o-lantern	1.
 ghost	2.
 costume	3.
 vampire	4.

 witch	1.
 haunted house	2.
 bats	3.
 candy	4.

Miss Witch and Her Hats



Miss Witch loves hats! She has lots and lots of them! She has yellow hats, red hats, green hats and of course black hats! Why does Miss Witch have so many hats?????



Miss Witch wears her yellow hat when she steals honey from the bees! BUZZ! BUZZ! BUZZ! The bees do not like that one bit!



Miss Witch wears her red hat when she flies in the sky in a fire truck instead of her broom. ZOOM! ZOOM! ZOOM! The firemen do not like that one bit!



Miss Witch also wears her red hat when she goes to the farm and picks all of the apples off the

Names _____ and _____

Measurement Fun! Cackle! Cackle! Cackle!



What are you and
Your partner measuring?

How many
paper clips long

How many
squares long?

1. book	paper clips	squares
2. crayon	paper clips	squares
3. pencil	paper clips	squares
4. a square on the floor	paper clips	squares
5. a box of tissues	paper clips	squares
6. a basket	paper clips	squares
7. your shoe	paper clips	squares
8. your desk	paper clips	squares



Thanksgiving



The Pilgrims' Story



Creative Writing: Pages 131 – 143



Turkey Acrostic



Thank You Notes – Pretend you are an animal or a person who is writing a thank you note to those who love and help you. Example: **Dear Mom, Thank you for teaching me how to hop and catch flies. I am so thankful for you. You took care of me when I was a tadpole. Love, Frog**



Animal! Animal! What are you thankful for?



Reasons you would and would NOT want to be a Pilgrim



Turkey Talk – what can a clever turkey say to convince a farmer not to cook him for Thanksgiving dinner?



What are you thankful for?



Language Arts: Pages 129 – 130, 145 – 162



What are you thankful for? Vocabulary and Easy Rhyming Story



Class Story - What Are You Thankful For? Comprehension, Central Idea and Details



Good Homes - Inference



Class Story - Habitats are Homes



Habitat Cause and Effect



Three things you need in your home - Written Response



Class Story – Run, turkey, run!

- Writing the end of a story
- Mapping
- Creative Writing

Thanksgiving Fact or Fiction



Let's Talk Turkey! Fact or Fiction Sort



Thanksgiving Alphabetical Order



Social Studies: Pages 163 – 200



Go West with the Pilgrims



Native American Dictionary

- Alphabetical Order with Symbols
- Read and Answer in Symbols



Turkey Graphic Organizer



A Pilgrim Test - Fluency Read



Venn Diagram – Let's compare our lives to the Pilgrims' lives!



Math: Pages 201 – 217



Where can a turkey hide?

- Skip count by 5's, graph, odd or even, analyze data



Run, turkey, run!

- Tally, graph, analyze data



Birds on the Farm

- Skip count by 5's, graph, $<$, $>$ and $=$, analyze data



Turkey-tastic Word Problems



Subitizing

Animal, animal.....what are you thankful for?



Frog, what are you thankful for?



Dog, what are you thankful for?



Cat, what are you thankful for?



Mouse, what are you thankful for?

What are you thankful for?

It's November! We should all be thankful! I am thankful! Are you thankful? I asked animals what they are thankful for. Do you want to know what they told me? Well read this and you will know!



I went to the farm. I asked a pig what he was thankful for. He said, "I am thankful for the farmer and the mud I roll in!" I asked a rooster what he was thankful for. He said, "I am thankful for the sun and my beak!" I asked a cow what she was thankful for. She said, "I am thankful for my utters and my baby calf."

1. Why is a pig thankful for the farmer?

2. Why is a rooster thankful for his beak?

3. Why is a cow thankful for its utters?



Next, I went to the zoo. I asked a monkey what he was thankful for. He said, "I am thankful for bananas and vines!" I asked an elephant what she was thankful for. She said, "I am thankful for peanuts and my trunk!" I asked a tiger what he was thankful for. He said, "I am thankful for my stripes and my legs."

1. Why is a monkey thankful for vines?

2. Why is an elephant thankful for her trunk?

3. Why is a tiger thankful for his legs?

Name _____



The Pilgrims came to America to find a home that was just right for them! What are good homes for these things?

1. A good home for a swing and a slide is a _____.
2. A good home for sunscreen and a diving board is a _____.
3. A good home for a book and a desk is a _____.
4. A good home for a flower and a worm is a _____.
5. A good home for an apple and a nest is a _____.
6. A good home for a barn and a stable is a _____.
7. A good home for a surfboard and sand is the _____.
8. A good home for a ring and a mitten is a _____.

Names _____

Habitat Cause and Effect

Because I need a
home that....

This is where I will
live!

I need a home that is muddy and sloppy!	
I need a home that has honey and stingers.	
I need a home that is wet and filled with fish! Gulp!	
I need a home with bones and leashes.	
I need a home with yarn and lots of mice.	
I need a home with trees and bananas.	
I need a home with thrones and crowns.	



Let's make a Venn diagram comparing our lives today to the Pilgrims' lives long ago. In each set of three sentences there is one that describes life today, life in the Pilgrims' time and how we are alike.

I live in a house.	I have to stand when I eat. I cannot talk unless an adult talks to me first.
I have my own bedroom. I sleep in a bed.	I eat dinner with my family.
I sleep in the attic on the floor.	When I eat dinner with my family I sit in a chair. I can talk to my whole family any time.



































My mom buys our food at the grocery store.	The boat we traveled in had no motor.
There were no grocery stores. We had to hunt and farm to have food.	I love to ride the waves in my motor boat!
I can plant a vegetable garden.	Boats help us sail across the water.

My house is heated by a fireplace. It is not very warm in the winter.	I go to school with my friends.
My house is heated by a furnace. It's cozy and warm in the winter.	I don't go to school. If I am lucky, I am taught at home by my parents.
In the winter we wear warm clothes to try to stay warm.	We rely on our parents to teach us things.

Name _____

How many turkeys are hiding in these places?

Each turkey = 5

<p>At the school </p> <p>      </p> <p>_____</p>	
<p>At my house </p> <p>   </p> <p>_____</p>	
<p>At the beach </p> <p>         </p> <p>_____</p>	
<p>On a rocket ship </p> <p> </p> <p>_____</p>	
<p>At the library </p> <p>     </p> <p>_____</p>	



It's November! You know what that means...Run, turkey, run!

Where are they?

How many?

Show that number in tally marks!

The Farm	5	
The Woods	10	
My Teacher's House	15	
My School	20	
The Pool	25	
The Park	30	
The Duck Pond	35	
McDonald's	40	

Name _____



Can you solve these turkey-tastic word problems? Don't forget to look for key words and key numbers!



Mr. Turkey has nine feathers. Ouch! The farmer just pulled four of Mr. Turkey's feathers off! How many feathers does Mr. Turkey have left on his body?



Mr. Turkey gobbled six times in the morning and four times in the afternoon. What is the sum of gobbles Mr. Turkey did in the morning and the afternoon?





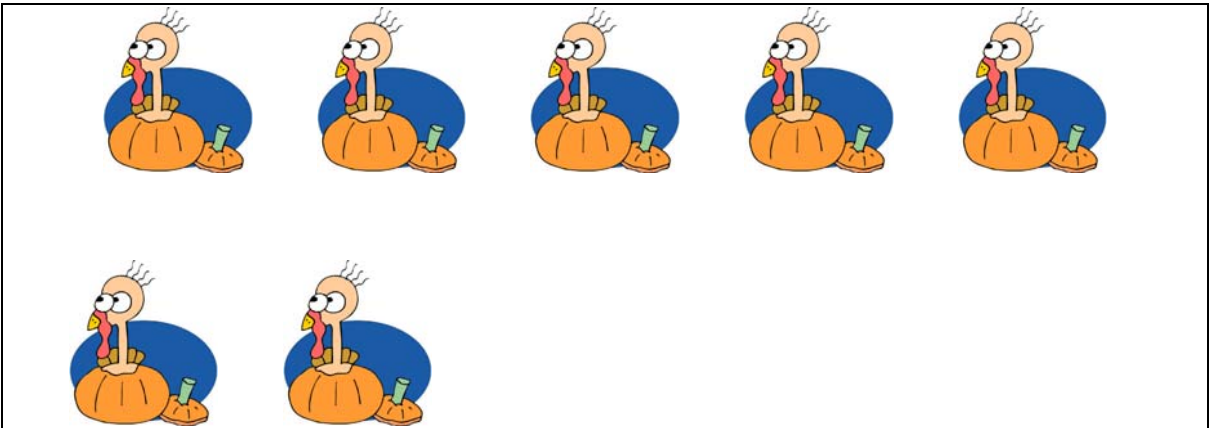

Farmer Ben has nine turkeys. Oh, no! He cooked four of them for Thanksgiving dinner! Bad Farmer Ben! How many more turkeys does Farmer Ben have left to eat?



There are three turkeys hiding in the barn. There are four turkeys hiding in the pig pen. There are two turkeys hiding in the hay. How many turkeys are hiding altogether?




There are five turkeys on top of the barn. Double that number are on top of Farmer Ben's house. How many turkeys are on top of Farmer Ben's house?




 Christmas Coordinate Mapping

 Christmas Tree Sequencing

 Class Story – How Santa Met Mrs. Claus

- Vocabulary
- Infer
- Predict

 Class Story – Abby is on the Bad List!

- Vocabulary
- Comprehension
- Sequencing



Social Studies: Pages 271 – 282



 North Pole Mapping and Moveable Compass Rose Lesson

 Santa Across the United States – Good List or Bad List

 Venn Diagram (Christmas – Hanukkah Comparison)



Math: Pages 283 – 304



 M and M Christmas Math


- Estimate, Add, $<$, $>$ or =

 A Christmas Present Survey

- Tally, Graph and Analyze Data

 Solid Figures – Let's design a new toy for Santa!

- Classify, Design and Write

 Tree-mendous Word Problems – Let's look for key numbers and key words!

 Base Ten – What's my number?

Name _____



Santa Claus! Santa Claus! I love you! I want to know all of the things you do!



Santa, what is the best thing about living in the North Pole?



Santa, why do you love Mrs. Claus?



Santa, what makes your elves so special?



Santa, on vacation what do you do?


Name _____

Big Problems at the North Pole

Oh, no! It's December and Christmas is almost here!
Santa is having all kinds of problems at the North Pole!

 Problem 

 Solution 

 Problem 


 Solution 

I love flying in the sky on
Christmas Eve night.

My red nose is shiny and very bright!
I have brown fur that keeps me warm
when the temperature is zero.

One foggy night, I was Santa's hero!


I am _____



Name _____




Answer the questions below to create an elf that tells us all about you!

 Would you like to meet an elf? Yes No

YES! Make a hat and color it red. _____

NO! Make a hat and color it green. _____

 Are you a girl or a boy? Girl Boy

Girl! Draw your hair and color it yellow. _____

Boy! Draw your hair and color it brown. _____


 Do you love Santa? Yes No

YES! Draw your eyes and color them blue. _____

NO! Draw your eyes and color them black. _____

 Would you like to go to the North Pole to help the elves? Yes No

YES! Draw your mouth like this  . _____

NO! Draw your mouth like this  . _____

 Do you love to open presents? Yes No

YES! Draw two circles for rosy cheeks. _____

NO! Draw two squares for your rosy cheeks. _____

Abby is on the bad list!



Last year in the North Pole Santa was getting ready for Christmas. He was making his list and checking it twice. Suddenly, he saw that a little girl named Abby who lived in Troy, Ohio, was on the BAD LIST! Santa wanted to know why!



Santa asked two of his best elves to go to Troy, Ohio and find out why Abby was sooooo bad! The little elves used their magic snowflake dust, and as quick as you could say Rudolph the Red Nosed Reindeer, they were in Troy, Ohio.



The elves stood outside Abby's house. They peeked in the window. There was Abby pulling her dog's tail. Oh, no! That was not good! That meant Abby was going to stay on the bad list! What can Abby do with her dog to get on the good list?



The elves blew magic snowflake dust through the window. It landed on Abby. Suddenly Abby started petting her dog. When she did that, she was taken off of Santa's bad list and put on the good list!



BUT WAIT! Oh, no! The elves saw Abby jumping on her bed and throwing clothes all over her bedroom. She took out all of her games and didn't put them away when she was finished playing with them. This was not good! Abby was put back on the bad list! What can Abby do now to get back on the good list?

Name _____

M & M Christmas Math



1. Take a look at all of the red and green Christmas M & M's in your cup. Make an estimate. How many do you think there are? Color your estimate in green.

My estimate is _____ Christmas M & M's!

2. Count all of the M & M's in your cup. How many do you have?

The actual number of M & M's is _____.

3. Let's add! Put all of your M & M's back in the cup. Reach in and take out a handful. Separate the green and the red. Write the number of each on the lines. Add.

Repeat.

$$\underline{\quad} \text{ green} + \underline{\quad} \text{ red} = \underline{\quad}$$

$$\underline{\quad} \text{ green} + \underline{\quad} \text{ red} = \underline{\quad}$$

$$\underline{\quad} \text{ green} + \underline{\quad} \text{ red} = \underline{\quad}$$

$$\underline{\quad} \text{ green} + \underline{\quad} \text{ red} = \underline{\quad}$$

$$\underline{\quad} \text{ green} + \underline{\quad} \text{ red} = \underline{\quad}$$

$$\underline{\quad} \text{ green} + \underline{\quad} \text{ red} = \underline{\quad}$$

$$\underline{\quad} \text{ green} + \underline{\quad} \text{ red} = \underline{\quad}$$

$$\underline{\quad} \text{ green} + \underline{\quad} \text{ red} = \underline{\quad}$$

$$\underline{\quad} \text{ green} + \underline{\quad} \text{ red} = \underline{\quad}$$

$$\underline{\quad} \text{ green} + \underline{\quad} \text{ red} = \underline{\quad}$$


Winter




Creative Writing: Pages 307 – 326




Word Bubbles and Quotation Marks


 What is it? Can you guess? – Let's write clues for a snowman!

 How to Build a Snowman – read my directions and you will know.
Be sure to use the word list on page 35.

 Winter and Snow Acrostics

 I lost my mitten in the snow! Which one is it? Do you know? Have the class design mittens. This coincides with the math activity on page 103. When the mittens are finished, take one of them away from each student. Looking at the remaining mitten, the class writes clues describing it. Be sure to have the class use color, number and design words.

 Winter is.....

 Dear Snowman,
Let me tell you all about summer!


Read the letter to get your students inspired.




Language Arts: Pages 327 – 346, 350 – 366




 Alphabetical Order

 Winter – Summer Sort

 Cause and Effect

 Central Idea and Details

 Let's make a snowman diagram

Snowman Sequencing

Class Stories

Little Penguins Tale : Introduction to Context Clues. Let's write the end of a story.

Little Penguin Coordinate Mapping – Following Written Directions

The Snowman – Reading for Comprehension

My Snowman in the City – Context Clue Review

My Snowman Wants to Learn! – Inference

Find the Gooby – More Context Clue Review



Science and Social Studies: Pages 347 – 349, 367 – 372



Classifying Solids, Liquids and Gases

Weather Mapping

Snowman Glyph – Learn all about me by looking at my snowman!



Math: Pages 373 – 396



Let's buy mittens and gloves! Adding without regrouping – Adding with regrouping

Snowman Fractions

Snowman Ratios

Winter Word Problems

Tacky the Penguin Word Problems

Penguin Graphing and Analyzing Data

What would penguins do in warm weather?

What people activity do penguins want to try?

Congruent Mittens

Name _____

Now let's use quotation marks to finish each of these sentences. Copy the words you wrote in your word bubbles. Don't forget your quotation marks!



The snowman said,



The snowflake said,



The snowlady said,



The sunshine said,

Name _____



Snowman Cause and Effect





Today I made a snowman!



Because of this.....



This is what happened!

His head was cold.	
He wanted to sweep the sidewalk.	
He needed arms.	
A rabbit was hungry.	
He wanted to have fun in the snow.	
He wanted to go on a date.	
I told him a joke.	
My snowman was thirsty.	
My dog bit him.	
The sun came out.	









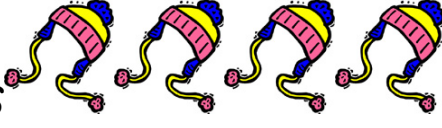



















Name _____

 Ice is a solid! 

 When ice melts it turn into water. Water is a liquid. 

 When a liquid evaporates it turns into a gas. Air is a gas! 

Let's Classify!

<p>snow </p>	<p> solid  liquid  gas</p>
<p>helium </p>	<p> solid  liquid  gas</p>
<p>hats </p>	<p> solid  liquid  gas</p>
<p>milkshakes </p>	<p> solid  liquid  gas</p>
<p>igloo </p>	<p> solid  liquid  gas</p>
<p>water Vapor </p>	<p> solid  liquid  gas</p>
<p>traCtors </p>	<p> solid  liquid  gas</p>



Happy New Year!



Creative Writing: Pages 398 – 401



Welcome Back to School Question

My Own New Year's Resolutions

Language Arts: Pages 402 – 407



New Year's Cause and Effect



Animals and their New Year's Resolutions – Class Story




Central Idea and Details



Hey, animal! What's your New Year's resolution? Creative Writing

Math: Page 408 – 410



January Calendar Fun!

Name _____



Happy New Year! I haven't seen you since last year! What were the two best things you did over vacation?






Illustrate.

--	--

The 100th Day of School




Creative Writing: Pages 412 - 416

 Happy 100th Day of School Question

 Let's write a 100th Day of School Party Invitation in standard format.

 Let's write a 100th Day of School Party Invitation in paragraph form. Use the standard format as your graphic organizer.

 Creative Writing – If I've told you once, I've told you 100 times.... The class writes advice that they have heard or would like to give to people. Examples: If I told you once, I've told you 100 times.... always wear your seatbelt! If I told you once, I've told you 100 times.... never kiss a crocodile!

Language Arts: pages 417 - 424

 Let's make sentences that rhyme!


 Let's add adjectives to silly sentences!

 A 100th Day of School Story!

Math: Pages 425 - 430

 Let's make a 100th Day of School Party Mix!

 Let's conduct a party mix survey and analyze data!

 How long is 100 seconds? Let's time it and see. What can you do in 100 seconds? How many times can you write your name? What number can you count to in 100 seconds?